

Introductory sub-table (I)(a)

Name of the Company: FILTRA CONSULTANTS & ENGINEERS LIMITED

Scrip Code, Name of the scrip, class of security:

POST ISSUE


Partly paid-up shares:-	No. of partly paid-up shares	As a % of total no. of partly paid-up shares	As a % of total no. of shares of the company
Held by promoter/promoter group	0	0.00	0.00
Held by public	0	0.00	0.00
Total - D	0	0.00	0.00
Outstanding convertible securities:-	No. of outstanding securities	As a % of total no. of outstanding convertible securities	As a % of total no. of shares of the company, assuming full conversion of the convertible securities
Held by promoter/promoter group	0	0.00	0.00
Held by public	0	0.00	0.00
Total - E	0	0.00	0.00
Warrants:-	No. of warrants	As a % of total no. of warrants	As a % of total no. of shares of the company, assuming full conversion of warrants
Held by promoter/promoter group	0	0.00	0.00
Held by public	0	0.00	0.00
Total - F	0	0.00	0.00
Total paid-up capital of the company, assuming full conversion of warrants and convertible securities (Grand Total (A+B+C)+ D+E+F)	2741000		100.00



(Handwritten signature)

Statement Showing Shareholding Pattern
Table (I)(a)

Category	Category of Shareholder	No. of Share	Total No. of	Total No. of	Total Shareholding as a %		Shares pledged or	
				Shares held in	As a % of (A+B)	As a % of	Number of	As a % of Total
(I)	(II)	(III)	(IV)	Dematerialized	(VI)	(VII)	(VIII)	(IX)
(A)	Shareholding of Promoter and Promoter Group²							
(A1)	Indian							
(a)	Individuals/ Hindu Undivided Family	3	1999984	1999984	72.97	72.97	0	-
(b)	Central Government/ State Government(s)	0	0	0	0.00	0.00	0	-
(c)	Bodies Corporate	0	0	0	0.00	0.00	0	-
(d)	Financial Institutions/ Banks	0	0	0	0.00	0.00	0	-
(e)	Any Others(Specify)				0.00	0.00		-
	Sub Total(A1)	3	1999984	1999984	72.97	72.97	0	0
(A2)	Foreign							
(a)	NRIs/Foreign Individuals	0	0	0	0.00	0.00	0	-
(b)	Bodies Corporate	0	0	0	0.00	0.00	0	-
(c)	Institutions	0	0	0	0.00	0.00	0	-
(d)	Any Others(Specify)				0.00	0.00		-
	Sub Total(A2)	0	0	0	0.00	0.00	0	0
	Total Shareholding of Promoter and Promoter Group (A)=(A1)+(A2)	3	1999984	1999984	72.97	72.97	0	0
(B)	Public shareholding							
(B1)	Institutions							
(a)	Mutual Funds/ UTI	0	0	0	0.00	0.00	0	-
(b)	Financial Institutions/Banks	0	0	0	0.00	0.00	0	-
(c)	Central Government/ State Government(s)	0	0	0	0.00	0.00	0	-
(d)	Venture Capital Funds	0	0	0	0.00	0.00	0	-
(e)	Insurance Companies	0	0	0	0.00	0.00	0	-
(f)	Foreign Institutional Investors	0	0	0	0.00	0.00	0	-
(g)	Foreign Venture Capital Investors	0	0	0	0.00	0.00	0	-
(h)	Qualified Foreign Investor	0	0	0	0.00	0.00	0	-
(i)	Market Makers	1	39000	39000	1.42	1.42	0	-
(j)	Any Other (specify)				0.00	0.00		-
	Sub-Total (B1)	1	39000	39000	1.42	1.42	0	0
(B2)	Non-Institutions							
(a)	Bodies Corporate	2	48000	48000	1.75	1.75	0	-
(b)	Individuals							
(b-i)	Individual shareholders holding nominal share capital up to Rs 1 lakh	144	465016	465016	16.97	16.97	0	-
(b-ii)	Individual shareholders holding nominal share capital in excess of Rs. 1 lakh.	7	189000	189000	6.90	6.90	0	-
(c)	Qualified Foreign Investor	0	0	0	0.00	0.00	0	-
(d)	Any Other (specify)							
	Trust	0	0	0	0.00	0.00	0	-
	NRI	0	0	0	0.00	0.00	0	-
	OCB	0	0	0	0.00	0.00	0	-
	Clearing Members	0	0	0	0.00	0.00	0	-
	Sub-Total (B2)	153	702016	702016	25.61	25.61	0	0
	Total Public Shareholding (B)=(B1)+(B2)	154	741016	741016	27.03	27.03	0	0
	TOTAL (A)+(B)	157	2741000	2741000	100.00	100.00	0	0
(C)	Shares held by Custodians and against which Depository Receipts have been issued							
(C1)	Promoter and Promoter Group	0	0	0			0	-
(C2)	Public	0	0	0			0	-
	Sub-Total (C)	0	0	0	0	0	0	0
	GRAND TOTAL (A)+(B)+(C)	157	2741000	2741000	100.00	100.00	0	0



P

(*) The term "encumbrance" has the same meaning as assigned to it in regulation 28(3) of the SAST Regulations, 2011.


(*) The term "encumbrance" has the same meaning as assigned to it in regulation 28(3) of the SAST Regulations, 2011.

Sr. No.	Name of the shareholder	Details of Shares held		Encumbered shares (*)		Details of warrants		Details of convertible securities		Total shares (including underlying shares assuming full conversion of warrants and convertible securities) as a % of diluted share capital	
		No. of Shares held	As a % of grand total	Number	As a percentage	As a % of grand total (A)+(B)+(C) of sub-clause (I)(a)	Number of warrants held	As a % of total number of warrants of the same class	Number of convertible securities held		As a % of total number of convertible securities of the same class
			(A)+(B)+(C)		(VI) = (V) / (III)* 100						
(I)	(II)	(III)	(IV)	(V)	(VI) = (V) / (III)* 100	(VII)	(VIII)	(IX)	(X)	(XI)	(XII)
1	KETAN BHUPENDRA KHANT	1500000	54.72	0	0.00	0.00	0	0.00	0.00	0	54.72
2	ANJALI KETAN KHANT	499980	18.24	0	0.00	0.00	0	0.00	0.00	0	18.24
3	ASHFAK HANIF MULLA	4	0.00	0	0.00	0.00	0	0.00	0.00	0	0
	TOTAL	1999984	72.96	0	0.00	0.00	0	0.00	0	0.00	72.96



(l)(c)(i) Statement showing holding of securities (including shares, warrants, convertible securities) of persons belonging to the category "Public" and holding more than 1% of the total number of shares


Sr. No.	Name of the shareholder	Number of shares held	Shares as a percentage of total number of shares (i.e., Grand Total (A)+(B)+(C) indicated in Statement at para (l)(a)	Details of warrants		Details of convertible securities		Total shares (including underlying shares assuming full conversion of warrants and convertible securities) as a % of diluted share capital
				Number of warrants held	As a % of total number of warrants of the same class	Number of convertible securities held	As a % of total number of convertible securities of the same class	
1	VAISHALI JUTHANI	48000	1.75	0	0.00	0	0.00	1.75
2	ANANTAKRISHNAN NARAYANAN	42000	1.53	0	0.00	0	0.00	1.53
3	ECAP EQUITIES LIMITED	39000	1.42	0	0.00	0	0.00	1.42
4	CHOICE EQUITY BROKING PRIVATE	39000	1.42	0	0.00	0	0.00	1.42
5	SUMIT BAJORIA	30000	1.09	0	0.00	0	0.00	1.09
	TOTAL	198000	7.22	0	0.00	0	0.00	7.22



(Handwritten signature)

(l)(c)(ii) Statement showing holding of securities (including shares, warrants, convertible securities) of persons (together with PAC) belonging to the category "Public" and holding more than 5% of the total number of shares of the company


Sr. No.	Name of the shareholder	Number of shares held	Shares as a percentage of total number of shares (i.e., Grand Total (A)+(B)+(C) indicated in Statement at para (l)(a)	Details of warrants		Details of convertible securities		Total shares (including underlying shares assuming full conversion of warrants and convertible securities) as a % of diluted share capital
				Number of warrants held	As a % of total number of warrants of the same class	Number of convertible securities held	As a % of total number of convertible securities of the same class	
1			0.00	0	0.00	0	0.00	0.00
2			0.00	0	0.00	0	0.00	0.00
	TOTAL	0	0.00	0	0	0	0	0.00



(P)

(I)(d) Statement showing details of locked-in shares

Sl. No.	Name of the Shareholder	No. of Shares	Locked-in Shares as % of Total No. of Shares	Public / Promoter Group
1	KETAN BHUPENDRA KHANT	1500000	54.72	PROMOTER & PROMOTER GROUP
2	ANJALI KETAN KHANT	499980	18.24	PROMOTER & PROMOTER GROUP
3	ASHFAK HANIF MULLA	4	0.00	PROMOTER & PROMOTER GROUP
4	ANKUR SUNILCHANDRA BAKHAI	4	0.00	Public
5	SUNIL GADGE	4	0.00	Public
6	KRISHNADAS NAIR	4	0.00	Public
7	ADESH	4	0.00	Public
	TOTAL	2000000	72.97	



Q

(II)(a) Statement showing details of Depository Receipts (DRs)

Sl. No.	Type of Outstanding DR (ADRs, GDRs, SDRs, etc.)	No. of Outstanding DRs	No. of Shares Underlying Outstanding DRs	Shares Underlying Outstanding DRs as % of Total No. of Shares
1			0	0.00
	Total	0	0	0.00

(II)(b) Statement showing holding of Depository Receipts (DRs), where underlying shares held by "promoter/promoter group" are in excess of 1% of the total number of shares

Sl. No.	Name of the DR Holder	Type of Outstanding DR (ADRs, GDRs, SDRs, etc.)	No. of Shares Underlying Outstanding DRs	Shares Underlying Outstanding DRs as % of Total No. of Shares
1				
	Total		0	0



(Handwritten signature)