


Introductory sub-table (I)(a)


Name of the Company: O. P. CHAINS LIMITED			
Scrip Code, Name of the scrip, class of security:			
POST ISSUE			
Partly paid-up shares:-	No. of partly paid-up shares	As a % of total no. of partly paid-up shares	As a % of total no. of shares of the company
Held by promoter/promoter group	0	0.00	0.00
Held by public	0	0.00	0.00
Total - D	0	0.00	0.00
Outstanding convertible securities:-	No. of outstanding securities	As a % of total no. of outstanding convertible securities	As a % of total no. of shares of the company, assuming full conversion of the convertible securities
Held by promoter/promoter group	0	0.00	0.00
Held by public	0	0.00	0.00
Total - E	0	0.00	0.00
Warrants:-	No. of warrants	As a % of total no. of warrants	As a % of total no. of shares of the company, assuming full conversion of warrants
Held by promoter/promoter group	0	0.00	0.00
Held by public	0	0.00	0.00
Total - F	0	0.00	0.00
Total paid-up capital of the company, assuming full conversion of warrants and convertible securities (Grand Total (A+B+C)+ D+E+F)	6850000		100.00



Statement Showing Shareholding Pattern

Table (I)(a)

Category	Category of Shareholder	No. of Share	Total No. of	Total No. of	Total Shareholding as a % of	Total Shareholding as a % of	Shares pledged or	
(I)	(II)	(III)	(IV)	Shares held in Dematerialized	As a % of (A+B)	As a % of (A+B+C)	Number of shares	As a % of Total No. of Shares
(I)	(II)	(III)	(IV)	(V)	(VI)	(VII)	(VIII)	(IX)
(A)	Shareholding of Promoter and Promoter Group²							
(A1)	Indian							
(a)	Individuals/ Hindu Undivided Family	7	2655100	2655100	38.76	38.76	0	-
(b)	Central Government/ State Government(s)	0	0	0	0.00	0.00	0	-
(c)	Bodies Corporate	0	0	0	0.00	0.00	0	-
(d)	Financial Institutions/ Banks	0	0	0	0.00	0.00	0	-
(e)	Any Others(Specify)				0.00	0.00		-
	Sub Total(A1)	7	2655100	2655100	38.76	38.76	0	0
(A2)	Foreign							
(a)	NRIs/Foreign Individuals	0	0	0	0.00	0.00	0	-
(b)	Bodies Corporate	0	0	0	0.00	0.00	0	-
(c)	Institutions	0	0	0	0.00	0.00	0	-
(d)	Any Others(Specify)				0.00	0.00		-
	Sub Total(A2)	0	0	0	0.00	0.00	0	0
	Total Shareholding of Promoter and Promoter Group (A)=(A1)+(A2)	7	2655100	2655100	38.76	38.76	0	0
(B)	Public shareholding							
(B1)	Institutions							
(a)	Mutual Funds/ UTI	0	0	0	0.00	0.00	0	-
(b)	Financial Institutions/Banks	0	0	0	0.00	0.00	0	-
(c)	Central Government/ State Government(s)	0	0	0	0.00	0.00	0	-
(d)	Venture Capital Funds	0	0	0	0.00	0.00	0	-
(e)	Insurance Companies	0	0	0	0.00	0.00	0	-
(f)	Foreign Institutional Investors	0	0	0	0.00	0.00	0	-
(g)	Foreign Venture Capital Investors	0	0	0	0.00	0.00	0	-
(h)	Qualified Foreign Investor	0	0	0	0.00	0.00	0	-
(i)	Market Makers	1	100000	100000	1.46	1.46	0	-
(j)	Any Other (specify)				0.00	0.00		-
	Sub-Total (B1)	1	100000	100000	1.46	1.46	0	0
(B2)	Non-Institutions							
(a)	Bodies Corporate	1	2344900	2344900	34.23	34.23	0	-
(b)	Individuals							
(b-i)	Individual shareholders holding nominal share capital up to Rs 1 lakh	113	1130000	1130000	16.50	16.50	0	-
(b-ii)	Individual shareholders holding nominal share capital in excess of Rs. 1 lakh.	4	620000	620000	9.05	9.05	0	-
(c)	Qualified Foreign Investor	0	0	0	0.00	0.00	0	-
(d)	Any Other (specify)							-
	Trust	0	0	0	0.00	0.00	0	-
	NRI	0	0	0	0.00	0.00	0	-
	OCB	0	0	0	0.00	0.00	0	-
	Clearing Members	0	0	0	0.00	0.00	0	-
	Sub-Total (B2)	118	4094900	4094900	59.78	59.78	0	0
	Total Public Shareholding (B)=(B1)+(B2)	119	4194900	4194900	61.24	61.24	0	0
	TOTAL (A)+(B)	126	6850000	6850000	100.00	100.00	0	0
(C)	Shares held by Custodians and against which Depository Receipts have been Issued							
(C1)	Promoter and Promoter Group	0	0	0	-	-	0	-
(C2)	Public	0	0	0	-	-	0	-
	Sub-Total (C-)	0	0	0	0	0	0	0
	GRAND TOTAL (A)+(B)+(C)	126	6850000	6850000	100.00	100.00	0	0



(i)(b) Statement showing Shareholding of persons belonging to the category
"Promoter and Promoter Group"


(*) The term "encumbrance" has the same meaning as assigned to it in regulation 28(3) of the SAST Regulations, 2011.

Sr. No.	Name of the shareholder	Details of Shares held		Encumbered shares (*)			Details of warrants		Details of convertible securities		Total shares (including underlying shares assuming full conversion of warrants and convertible securities) as a % of diluted share capital
		No. of Shares held	As a % of grand total (A)/(B)+(C)	Number	As a percentage (V) = (V) / (III) * 100	As a % of grand total (A)/(B)+(C) of sub-clause (i)(a)	Number of warrants held	As a % of total number of warrants of the same class	Number of convertible securities held	As a % of total number of convertible securities of the same class	
(i)	(ii)	(iii)	(iv)	(v)	(vi)	(vii)	(viii)	(ix)	(x)	(xi)	(xii)
1	ASHOK KUMAR GOYAL	870000	12.70	0	0.00	0.00	0	0.00	0.00	0	12.7
2	OM PRAKASH AGARWAL	908100	13.26	0	0.00	0.00	0	0.00	0.00	0	13.26
	SATISH KUMAR GOYAL	870000	12.70	0	0.00	0.00	0	0.00	0.00	0	12.7
	KAILASH CHAND	1000	0.01	0	0.00	0.00	0	0.00	0.00	0	0.01
	HEERA DEVI	1000	0.01	0	0.00	0.00	0	0.00	0.00	0	0.01
	MOON GOYAL	1000	0.01	0	0.00	0.00	0	0.00	0.00	0	0.01
	KUSUM AGARWAL	4000	0.06	0	0.00	0.00	0	0.00	0.00	0	0.06
	TOTAL	2655100	38.75	0	0.00	0.00	0	0.00	0	0.00	38.75




(l)(c)(i) Statement showing holding of securities (including shares, warrants, convertible securities) of persons belonging to the category "Public" and holding more than 1% of the total number of shares

Sr. No.	Name of the shareholder	Number of shares held	Shares as a percentage of total number of shares (i.e., Grand Total (A)+(B)+(C) Indicated in Statement at para (l)(a))	Details of warrants		Details of convertible securities		Total shares (including underlying shares assuming full conversion of warrants and convertible securities) as a % of diluted share capital
				Number of warrants held	As a % of total number of warrants of the same class	Number of convertible securities held	As a % of total number of convertible securities of the same class	
1	RAJARAM SOFTWARE SOLUTIONS PRIVATE LIMITED	2344900	34.23	0	0.00	0	0.00	34.23
2	HEM SECURITIES LIMITED	100000	1.46	0	0.00	0	0.00	1.46
3	AMIT AGRAWAL	190000	2.77	0	0.00	0	0.00	2.77
4	GIRRAJ KISHOR AGARWAL	250000	3.65	0	0.00	0	0.00	3.65
5	ANIL KUMAR GOEL	150000	2.19	0	0.00	0	0.00	2.19
	TOTAL	3034900	44.31	0	0.00	0	0.00	44.31




(I)(c)(II) Statement showing holding of securities (including shares, warrants, convertible securities) of persons (together with PAC) belonging to the category "Public" and holding more than 5% of the total number of shares of the company

Sr. No.	Name of the shareholder	Number of shares held	Shares as a percentage of total number of shares (i.e., Grand Total (A)+(B)+(C) Indicated in Statement at para (II)(a) above)	Details of warrants		Details of convertible securities		Total shares (including underlying shares assuming full conversion of warrants and convertible securities) as a % of diluted share capital
				Number of warrants held	As a % of total number of warrants of the same class	Number of convertible securities held	As a % of total number of convertible securities of the same class	
1	RAJARAM SOFTWARE SOLUTIONS PRIVATE LIMITED	2344900	34.23	0	0.00	0	0.00	34.23
	TOTAL	2344900	34.23	0	0	0	0	34.23



(I)(d) Statement showing details of locked-in shares

Sl. No.	Name of the Shareholder	No. of Shares	Locked-in Shares as % of Total No. of Shares	Public / Promoter Group
1	ASHOK KUMAR GOYAL	870000	12.70	PROMOTER & PROMOTER GROUP
2	OM PRAKASH AGARWAL	908100	13.26	PROMOTER & PROMOTER GROUP
3	SATISH KUMAR GOYAL	870000	12.70	PROMOTER & PROMOTER GROUP
4	KAILASH CHAND	1000	0.01	PROMOTER & PROMOTER GROUP
5	HEERA DEVI	1000	0.01	PROMOTER & PROMOTER GROUP
6	MOON GOYAL	1000	0.01	PROMOTER & PROMOTER GROUP
	KUSUM AGARWAL	4000	0.06	PROMOTER & PROMOTER GROUP
7	RAJARAM SOFTWARE SOLUTIONS PRIVATE LIMITED	2344900	34.23	Public
	TOTAL	5000000	72.99	



(II)(a) Statement showing details of Depository Receipts (DRs)

Sl. No.	Type of Outstanding DR (ADRs, GDRs, SDRs, etc.)	No. of Outstanding DRs	No. of Shares Underlying Outstanding DRs	Shares Underlying Outstanding DRs as % of Total No. of Shares
1			0	0.00
	Total	0	0	0.00

(II)(b) Statement showing holding of Depository Receipts (DRs), where underlying shares held by "promoter/promoter group" are in excess of 1% of the total number of shares

Sl. No.	Name of the DR Holder	Type of Outstanding DR (ADRs, GDRs, SDRs, etc.)	No. of Shares Underlying Outstanding DRs	Shares Underlying Outstanding DRs as % of Total No. of Shares
1				
	Total		0	0

